

# Smartindex 1 GBP

Monthly factsheet as at 31 March 2021



a premium company

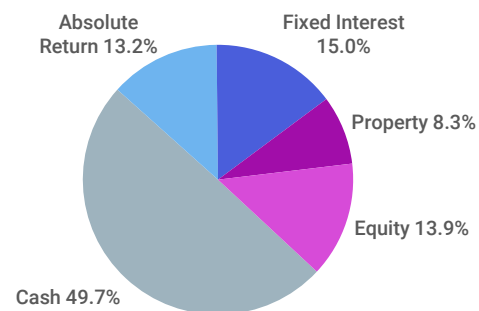
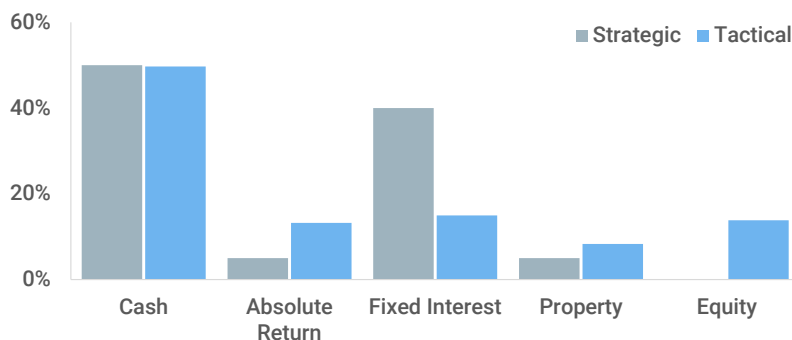
## Objective, Philosophy and Strategy

**Objective** - To achieve a consistent total return for a given risk profile over the longer term with a focus on preserving capital as well as maximising performance; suitable for clients prepared to invest for a minimum of 5 years who can accept capital value fluctuations in the short to medium term to achieve a higher rate of return over the longer term.

**Philosophy** - The portfolio follows an extremely conservative investment strategy and will typically have a significant exposure to cash and fixed interest investments. To ensure the same risk profile is maintained, the portfolio has carefully designed risk controls and will be managed to a specific volatility target and within a defined volatility range.

**Strategy** - The portfolio uses a multi-asset approach, primarily investing in investment funds to provide exposure to a wide range of asset classes which can include equities, fixed interest, property, commodities, alternatives and cash. This is expected to provide more consistent, risk-adjusted returns over the longer term than a strategy based on a single asset class.

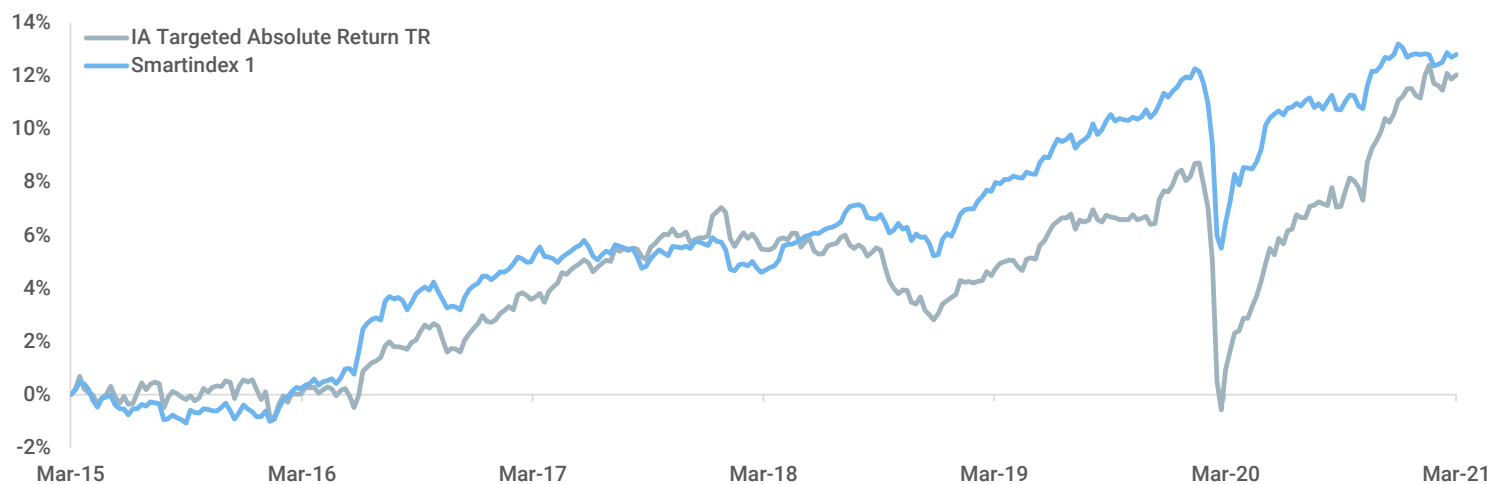
## Asset Allocation



## Volatility

	Actual 1 Year	Actual 3 Years	Expected 10 Years
Smartindex 1	2.7%	3.1%	2.3%
IA Targeted Absolute Return TR	2.9%	4.2%	2.8%

## Performance



Cumulative Performance	3 Months	6 Months	1 Year	3 Years	5 Years	10 Years	Launch*
Smartindex 1	-0.1%	1.9%	5.9%	7.7%	12.4%	-	12.8%
IA Targeted Absolute Return TR	1.0%	4.6%	11.0%	6.3%	11.9%	-	12.0%
Relative Performance	-1.1%	-2.7%	-5.1%	1.4%	0.5%	-	0.8%

Discrete Performance (calendar year)	2016	2017	2018	2019	2020	YTD	Annualised
Smartindex 1	4.7%	1.4%	-0.4%	5.6%	1.6%	-0.1%	2.0%
IA Targeted Absolute Return TR	1.9%	3.3%	-2.7%	4.4%	3.1%	1.0%	1.9%
Relative Performance	2.8%	-1.9%	2.3%	1.2%	-1.5%	-1.1%	0.1%

\* Launch: 31/03/2015

# Smartindex 1 GBP

Monthly factsheet as at 31 March 2021



## Holdings

Asset Class	Holding Name	Weighting
Cash or Cash Equivalent	BlackRock ICS Sterling Liquidity Acc GBP	20.63%
Cash or Cash Equivalent	Aberdeen Liquidity Sterling A2 Acc GBP	20.63%
Cash or Cash Equivalent	Cash	8.44%
Absolute Return	Vontobel SICAV TwentyFour Absolute Return Credit Fund N Cap	13.20%
Corporate Bond	iShares GBP Corp Bond 0-5yr UCITS ETF GBP	4.51%
Corporate Bond	Invesco GBP Corporate Bond Ucits ETF GBP	2.96%
Global Bond	Invesco AT1 Capital Bond UCITS ETF Hedged GBP	4.48%
Global Bond	PIMCO Short-Term High Yield Corporate Bond Index Source UCITS ETF GBP	3.02%
Property	iShares UK Property UCITS ETF GBP	4.41%
Property	iShares MSCI Target UK Real Estate UCITS ETF GBP	3.88%
Global Equity	JPMorgan SICAV Global Macro Sustainable Fund C Acc Cap GBP	8.80%
Global Equity	iShares Core MSCI World UCITS ETF GBP	5.05%

## Important Information

Smart<sup>im</sup> is the trading name of **Smart Investment Management Limited** which is authorised and regulated by the Financial Conduct Authority under reference 627829. Past performance should not be taken as a guide to future returns. The value of investments and the income from them may go down as well as up and you may not get back the full amount invested. Rates and bases of taxation are subject to change. The views and opinions expressed in this document are those of Smart Investment Management's Team. This should not be taken as a recommendation to buy or sell or as advice on how any holding mentioned is likely to perform, or as a forecast. The portfolio may not be suitable for all investors and you should contact your Financial Adviser who will give you independent advice relating to your investment choices. Whilst every care has been taken to ensure the accuracy of the information published in this document Investors should note that the views expressed and information given cannot be guaranteed.